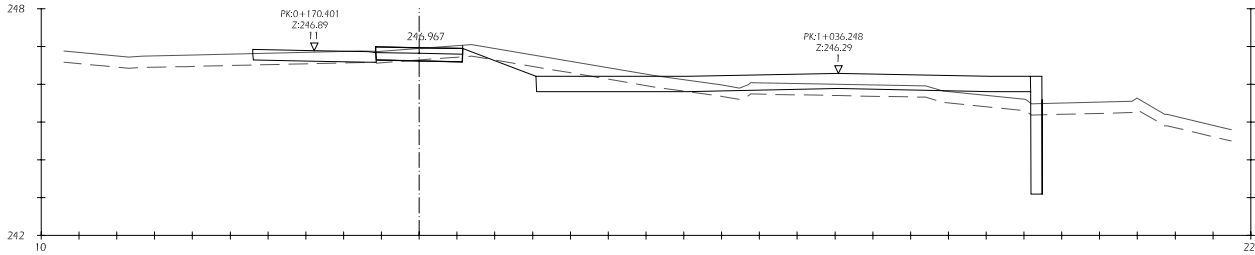
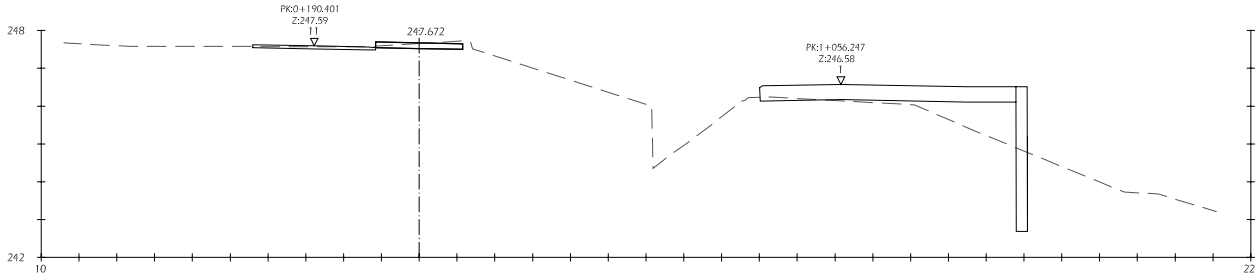


EJE 13



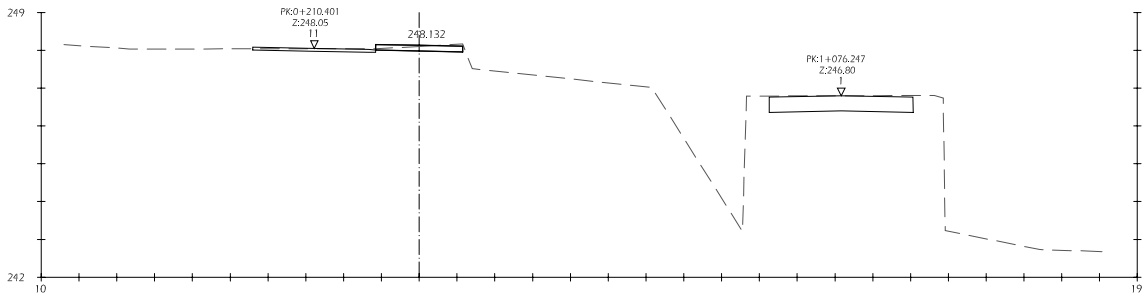
Pk=1+060

S. FIRME = 0.80 m2.
S. VEGETAL = 0.70 m2.
S. D. TIERRA = 0.09 m2.
S. TERRAPLEN = 0.04 m2.



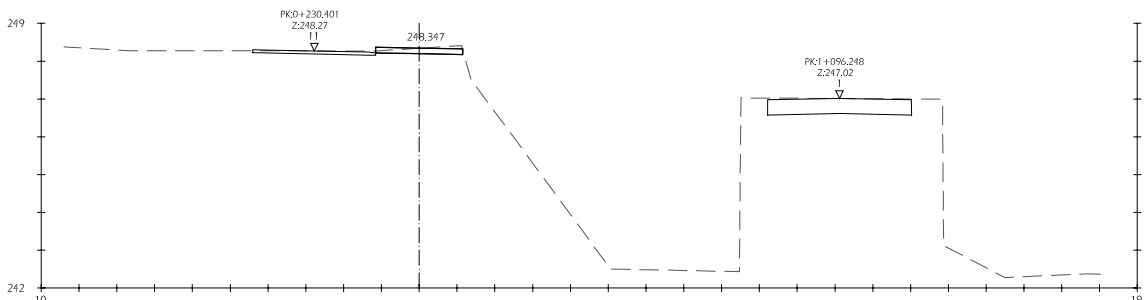
Pk=1+080

S. FIRME = 0.35 m2.



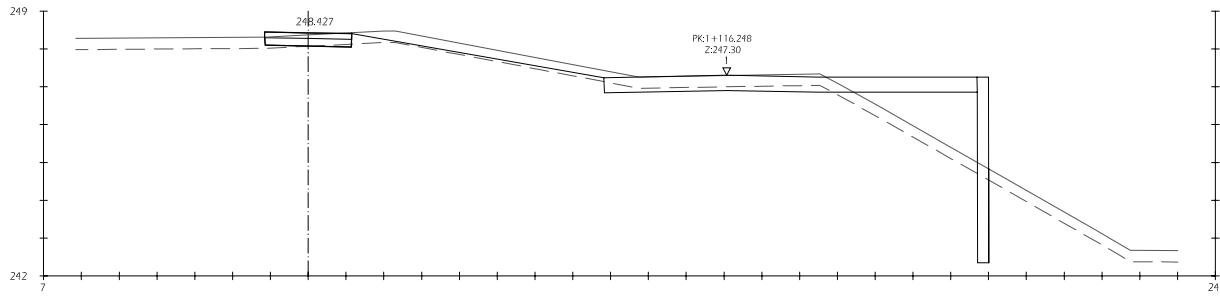
Pk=1+100

S. FIRME = 0.35 m2.



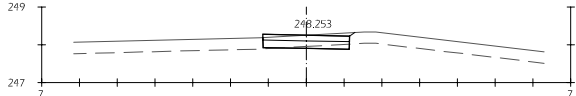
Pk=1+120

S. FIRME = 0.35 m2.



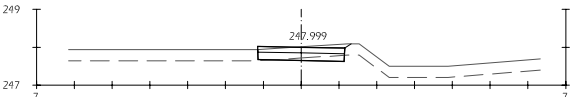
Pk=1+140

S. FIRME = 0.80 m2.
S. VEGETAL = 0.69 m2.
S. D. TIERRA = 0.04 m2.
S. TERRAPLEN = 0.05 m2.



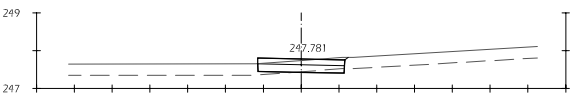
Pk=1+160

S. FIRME = 0.80 m2.
S. VEGETAL = 0.70 m2.
S. D. TIERRA = 0.12 m2.
S. TERRAPLEN = 0.01 m2.



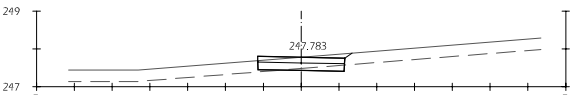
Pk=1+180

S. FIRME = 0.80 m2.
S. VEGETAL = 0.70 m2.
S. D. TIERRA = 0.15 m2.
S. TERRAPLEN = 0.01 m2.



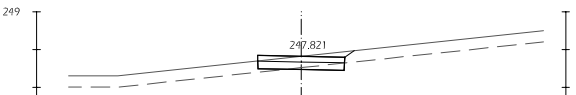
Pk=1+200

S. FIRME = 0.80 m2.
S. VEGETAL = 0.69 m2.
S. D. TIERRA = 0.08 m2.
S. TERRAPLEN = 0.05 m2.



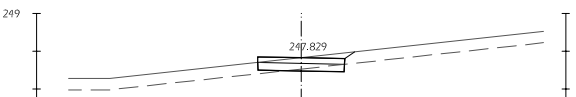
Pk=1+220

S. FIRME = 0.80 m2.
S. VEGETAL = 0.70 m2.
S. D. TIERRA = 0.14 m2.
S. TERRAPLEN = 0.02 m2.



Pk=1+240

S. FIRME = 0.80 m2.
S. VEGETAL = 0.71 m2.
S. D. TIERRA = 0.15 m2.
S. TERRAPLEN = 0.04 m2.



Pk=1+244.050

S. FIRME = 0.80 m2.
S. VEGETAL = 0.71 m2.
S. D. TIERRA = 0.15 m2.
S. TERRAPLEN = 0.04 m2.