



Población extranjera por Juntas Municipales y Vecinales

ÁFRICA

	Casco Histórico	Centro	Delicias	Universidad	Casablanca	San José	Las Fuentes	Almozara	Mirabueno	Oliver-Valdeffierro	Torero-La Paz	Actur-Rey Fernando	El Rabal	Santa Isabel	TOTAL J. MUNICIPALES	La Cartuja	Torreclilla de Valmadrid	Juslibol-El Zorongo	San Juan de Mozarrifar	Montañana	San Gregorio	Peñafior	Movera	Garrapillos	Venta del Olivar	Monzalbarba	Villarapa	Alfocea	Casetas	TOTAL J. VECINALES	TOTAL
Angola	8	1	9	3	0	8	7	3	0	1	8	4	7	0	59	0	0	0	0	0	0	0	0	1	0	0	0	3	4	63	
Argelia	487	38	493	54	23	178	106	37	10	103	164	51	167	6	1.917	1	0	1	0	2	1	1	0	0	7	0	0	36	49	1.966	
Benin	0	0	1	0	0	0	1	0	0	1	0	0	0	0	3	0	0	0	0	0	0	0	0	0	0	0	0	0	0	3	
Burkina Fasso	1	1	6	0	1	1	9	0	0	3	6	1	3	0	32	0	0	0	0	0	0	0	0	0	0	0	0	0	0	32	
Burundi	0	0	1	0	0	0	0	0	0	0	0	0	0	0	1	0	0	0	0	0	0	0	0	0	0	0	0	0	0	1	
Cabo Verde	23	4	73	3	2	7	12	6	2	22	6	18	53	1	232	0	0	0	0	0	0	0	0	0	4	0	0	8	12	244	
Camerun	16	3	42	6	1	9	9	4	0	3	5	13	18	0	129	0	0	0	0	0	0	0	0	0	0	0	0	0	0	129	
Chad	0	0	0	0	0	0	0	0	0	0	0	0	0	0	0	0	0	0	0	0	0	0	0	0	0	0	0	0	0	0	
Congo	1	1	7	5	0	2	6	0	0	4	3	0	6	0	35	0	0	0	0	0	0	0	0	0	0	0	0	0	0	35	
Costa Marfil	1	1	9	0	0	16	5	0	0	0	2	5	1	0	40	0	0	0	0	0	0	0	0	0	0	0	0	0	0	40	
Egipto	13	8	25	0	0	57	13	4	1	7	21	3	10	1	163	0	0	1	0	2	0	0	0	0	0	0	0	3	166		
Entrea	0	0	0	0	0	0	0	0	0	0	0	0	0	0	0	0	0	0	0	0	0	0	0	0	0	0	0	0	0	0	
Etiopia	0	1	1	1	0	1	0	0	0	0	0	0	0	0	4	0	0	0	0	0	0	0	0	0	0	0	0	0	0	4	
Gabon	0	0	1	1	0	0	0	0	0	0	0	0	0	0	2	0	0	0	0	0	0	0	0	0	0	0	0	0	0	2	
Gambia	40	18	554	17	1	45	182	80	8	47	61	26	80	2	1.161	2	0	0	0	0	0	0	0	0	0	0	0	4	6	1.167	
Ghana	98	47	487	70	5	158	129	21	6	123	46	14	256	0	1.460	0	0	0	2	0	0	1	0	0	0	0	3	6	1.466		
Guinea	22	15	121	19	3	42	101	19	3	41	23	15	18	0	442	1	0	0	0	0	0	1	0	0	0	0	2	4	446		
Guinea Bissau	6	0	39	2	0	9	4	0	0	5	7	0	10	0	82	0	0	0	0	0	0	0	0	0	0	0	0	0	0	82	
Guinea Ecuatorial	14	6	154	24	1	33	27	9	0	15	15	10	47	0	355	0	0	2	0	0	0	0	0	0	0	0	2	4	359		
Kenia	0	0	0	0	0	0	0	0	0	0	0	0	1	0	1	0	0	0	0	0	0	0	0	0	0	0	0	0	0	1	
Liberia	1	0	2	0	0	0	1	2	0	0	0	1	5	0	12	0	0	0	0	0	0	0	0	0	0	0	0	0	0	12	
Libia	2	1	0	0	0	0	1	0	0	0	0	0	0	0	4	0	0	0	0	0	0	0	0	0	0	0	0	0	0	4	
Mali	36	13	148	20	6	77	111	4	2	25	36	4	36	0	518	3	0	0	0	0	0	0	0	0	0	0	0	3	521		
Marruecos	1.012	67	656	122	59	227	361	225	23	297	265	147	455	37	3.953	16	1	5	1	21	6	2	42	3	5	4	0	1	73	180	4.133
Mauretania	8	9	62	17	0	19	29	1	2	7	17	17	27	1	216	1	0	0	0	2	0	0	0	0	0	0	0	0	3	219	
Mozambique	0	1	0	0	0	0	2	0	0	0	0	0	1	0	4	0	0	0	0	0	0	0	0	0	0	0	0	0	0	4	
Niger	0	0	1	0	0	2	0	0	0	1	3	1	0	0	8	0	0	0	0	0	0	0	0	0	0	0	0	0	0	8	
Nigeria	81	10	103	16	0	36	46	12	1	14	31	7	81	0	438	0	0	0	0	0	0	0	0	0	0	0	7	7	445		
R Centroafricana	0	0	0	0	0	0	0	0	0	1	1	0	0	0	2	0	0	0	0	0	0	0	0	0	0	0	0	0	0	2	
Rep Dem Congo	9	5	19	1	0	9	16	0	0	4	9	0	8	0	80	0	0	0	0	0	0	0	0	0	0	0	0	1	1	81	
Senegal	536	59	222	134	2	204	281	79	14	140	120	15	344	3	2.153	4	0	0	1	0	0	0	1	0	5	0	17	28	2.181		
Sierra Leona	3	1	3	1	0	2	1	0	0	1	0	0	2	0	14	0	0	0	0	0	0	0	0	0	0	0	0	0	0	14	
Sudafrica	0	0	4	0	0	1	0	0	0	0	0	0	0	0	5	0	0	0	0	0	0	0	0	0	0	0	0	0	0	5	
Sudan	0	0	0	0	0	0	0	0	0	0	0	0	0	0	0	0	0	0	0	0	0	0	2	0	0	0	0	2	2	2	
Togo	3	0	5	0	1	6	0	0	0	2	0	0	3	0	20	0	0	0	0	0	0	0	0	0	0	0	0	0	0	20	
Tunez	4	0	16	5	0	7	1	3	0	3	1	1	3	0	44	0	0	0	0	0	0	1	0	0	0	0	2	3	47		
Zambia	0	0	0	0	0	0	0	0	0	0	0	0	0	0	0	0	0	0	0	0	0	0	0	0	0	0	0	0	0	0	
Otros países	0	0	0	0	0	0	0	0	0	0	0	0	0	0	0	0	0	0	0	0	0	0	0	0	0	0	0	0	0	0	
TOTAL AFRICA	2.425	310	3.264	521	105	1.156	1.461	509	73	869	850	353	1.642	51	13.589	28	1	9	3	28	7	3	45	6	6	20	0	1	158	315	13.904

OCEANÍA

	Casco Histórico	Centro	Delicias	Universidad	Casablanca	San José	Las Fuentes	Almozara	Mirabueno	Oliver-Valdeffierro	Torero-La Paz	Actur-Rey Fernando	El Rabal	Santa Isabel	TOTAL J. MUNICIPALES	La Cartuja	Torreclilla de Valmadrid	Juslibol-El Zorongo	San Juan de Mozarrifar	Montañana	San Gregorio	Peñafior	Movera	Garrapillos	Venta del Olivar	Monzalbarba	Villarapa	Alfocea	Casetas	TOTAL J. VECINALES	TOTAL
Australia	1	2	0	0	0	0	1	0	0	0	0	0	0	0	4	0	0	0	0	0	0	0	0	0	0	0	0	0	0	4	
Nueva Zelanda	0	0	0	0	0	0	0	0	0	0	0	0	0	0	0	0	0	0	0	0	0	0	0	0	0	0	0	0	0	0	0
Otros Países	0	0	0	0	0	0	0	0	0	0	0	0	0	0	0	0	0	0	0	0	0	0	0	0	0	0	0	0	0	0	0
TOTAL OCEANIA	1	2	0	0	0	1	0	0	0	0	0	0	0	0	4	0	0	0	0	0	0	0	0	0	0	0	0	0	0	4	

Apatridas	0	0	15	4	0	0	4	0	0	0	2	1	2	0	28	0	0	0	0	1	0	0	0	0	0	0	0	1	2	30
No Consta	0	0	0	0	0	0	0	0	0	0	1	0	0	0	1	0	0	0	0	0	0	0	0	0	0	0	0	1	1	2



África y oceanía (mujeres)

ÁFRICA

	Casco Histórico	Centro	Delicias	Universidad	Casablanca	San José	Las Fuentes	Almozara	Mirabueno	Oliver-Valdehorno	Torero-La Paz	Actur-Rey Fernando	El Rabal	Santa Isabel	TOTAL J. MUNICIPALES	La Cartuja	Torre de Valmadrid	Juslibol-El Zorongo	San Juan de Mozarrifar	Montañana	San Gregorio	Peñaflor	Movera	Garrapillos	Venta del Olivar	Monzalbarba	Villarapa	Alfocea	Casetas	TOTAL J. VECINALES	TOTAL
Angola	5	0	5	2	0	2	9	0	0	0	1	5	2	0	31	0	0	0	0	0	0	0	0	0	0	0	0	2	2	33	
Argelia	219	17	196	22	13	94	55	22	10	61	74	37	85	5	910	0	0	0	4	0	0	0	1	0	7	0	22	34	944		
Benin	0	0	1	1	0	0	0	0	0	0	0	0	0	0	2	0	0	0	0	0	0	0	0	0	0	0	0	0	2		
Burkina Faso	0	0	0	0	0	3	2	0	0	0	1	1	1	0	8	0	0	0	0	0	0	0	0	0	0	0	0	0	8		
Burundi	0	0	0	0	0	0	0	0	0	0	0	0	0	0	0	0	0	0	0	0	0	0	0	0	0	0	0	0	0		
Cabo Verde	24	2	59	1	2	2	9	3	2	15	3	27	43	0	192	0	0	0	0	0	0	0	0	0	2	1	4	7	199		
Camerun	12	3	22	8	0	14	9	6	0	0	4	18	15	0	111	0	0	0	0	0	0	0	0	0	0	0	0	0	111		
Chad	0	0	0	1	0	0	0	0	0	0	0	0	0	0	1	0	0	0	0	0	0	0	0	0	0	0	0	0	1		
Congo	1	0	4	2	0	4	3	0	0	0	0	0	0	2	16	0	0	0	0	0	0	0	0	0	0	0	0	0	16		
Costa Marfil	0	3	5	0	0	12	4	0	0	1	0	0	0	0	25	0	0	0	0	0	0	0	0	0	0	0	0	0	25		
Egipto	3	3	14	0	0	7	8	1	0	2	8	2	2	1	51	0	0	0	1	0	0	0	0	0	0	0	0	1	52		
Enrea	0	0	1	0	0	0	0	0	0	0	0	0	0	0	1	0	0	0	0	0	0	0	0	0	0	0	0	0	1		
Etiopía	0	1	0	0	0	1	0	0	0	0	0	0	0	0	2	0	0	0	0	0	0	0	0	0	0	0	0	0	2		
Gabon	1	1	1	2	0	0	0	0	0	0	0	0	2	0	7	0	0	0	0	0	0	0	0	0	0	0	0	0	7		
Gambia	21	4	204	0	0	15	60	15	5	33	22	19	30	0	428	0	0	0	0	0	0	0	0	0	0	0	0	0	428		
Ghana	18	12	118	14	1	40	23	7	2	28	5	9	55	0	332	0	0	0	0	0	0	0	0	0	0	0	5	5	337		
Guinea	28	12	166	30	2	49	84	39	2	49	27	18	45	1	552	0	0	0	0	0	0	1	0	0	0	0	7	8	560		
Guinea Bissau	1	0	11	0	0	2	0	0	1	2	0	6	0	0	23	0	0	0	0	0	0	0	0	0	0	0	0	0	23		
Guinea Ecuatorial	36	16	289	49	1	72	43	19	3	28	23	23	50	0	652	0	0	0	0	0	0	0	0	0	0	0	6	6	658		
Kenia	10	1	0	1	0	0	0	0	0	0	0	0	1	0	13	0	0	0	0	0	0	0	0	0	0	0	0	0	13		
Liberia	2	0	2	0	0	1	0	0	1	0	1	0	2	0	8	0	0	0	0	0	0	0	0	0	0	0	0	0	8		
Libia	0	0	2	0	0	1	0	0	0	0	0	0	0	0	3	0	0	0	0	0	0	0	0	0	0	0	0	0	3		
Mali	3	0	7	0	1	14	20	2	3	6	15	0	8	0	79	0	0	0	0	0	0	0	0	0	0	0	0	0	79		
Marruecos	457	36	354	54	27	135	200	135	18	183	147	137	265	33	2.181	6	0	0	8	0	0	24	2	2	0	0	46	88	2.269		
Mauritania	0	0	2	4	0	2	2	0	0	0	0	6	9	0	25	0	0	0	1	0	0	0	0	0	0	0	0	1	26		
Mozambique	0	1	0	0	0	1	2	2	0	0	0	0	0	0	6	0	0	0	0	0	0	0	0	0	0	0	0	0	6		
Niger	0	0	0	0	0	0	0	0	0	2	1	0	0	0	3	0	0	0	0	0	0	0	0	0	0	0	0	0	3		
Nigeria	79	12	87	14	1	30	47	12	1	22	29	8	88	0	430	0	0	0	0	0	0	1	0	0	0	3	4	434			
R Centroafricana	0	0	0	0	0	0	0	1	0	0	0	0	1	0	2	0	0	0	0	0	0	0	0	0	0	0	0	0	2		
Rep Dem Congo	6	2	10	1	0	3	7	0	0	1	3	0	1	0	34	0	0	0	0	0	0	0	0	0	0	0	0	0	34		
Senegal	41	1	39	14	0	38	57	18	5	20	19	10	53	2	317	0	0	0	1	0	0	0	0	0	2	7	10	327			
Sierra Leona	2	0	4	0	0	1	2	0	0	1	0	0	3	0	13	0	0	0	0	0	0	0	0	0	0	0	0	0	13		
Sudáfrica	0	0	1	0	0	0	0	0	0	0	0	0	0	0	1	0	0	0	0	0	0	0	0	0	0	0	0	0	1		
Sudán	1	0	0	0	1	0	0	0	0	0	0	0	0	0	2	0	0	0	0	0	0	4	0	0	0	0	4	6			
Togo	0	3	0	0	0	1	0	0	0	0	0	0	1	0	5	0	0	0	0	0	0	0	0	0	0	0	0	0	5		
Tunez	3	0	3	6	0	2	2	2	0	2	0	0	5	0	25	0	0	0	1	0	0	0	0	0	0	0	0	1	26		
Zambia	1	0	0	0	0	0	0	0	0	0	0	0	0	0	1	0	0	0	0	0	0	0	0	0	0	0	0	0	1		
Otros Países	0	0	0	0	0	0	0	0	0	0	0	0	0	0	0	0	0	0	0	0	0	0	0	0	0	0	0	0	0		
TOTAL AFRICA	973	130	1.607	226	48	545	650	284	51	456	384	322	773	42	6.491	6	0	0	16	0	0	25	7	3	0	11	102	171	6.663		

OCEANÍA

	Casco Histórico	Centro	Delicias	Universidad	Casablanca	San José	Las Fuentes	Almozara	Mirabueno	Oliver-Valdehorno	Torero-La Paz	Actur-Rey Fernando	El Rabal	Santa Isabel	TOTAL J. MUNICIPALES	La Cartuja	Torre de Valmadrid	Juslibol-El Zorongo	San Juan de Mozarrifar	Montañana	San Gregorio	Peñaflor	Movera	Garrapillos	Venta del Olivar	Monzalbarba	Villarapa	Alfocea	Casetas	TOTAL J. VECINALES	TOTAL
Australia	1	3	0	0	0	2	0	1	0	0	0	1	0	0	8	0	0	0	0	0	0	0	0	0	0	0	0	0	0	8	
Nueva Zelanda	0	0	1	0	0	0	0	0	1	0	0	0	0	0	2	0	0	0	0	0	0	0	1	1	0	0	0	0	2	4	
Otros Países	0	0	0	0	0	0	0	0	0	0	0	0	0	0	0	0	0	0	0	0	0	0	0	0	0	0	0	0	0	0	
TOTAL OCEANIA	1	3	1	0	0	2	0	1	1	0	0	1	0	0	10	0	0	0	0	0	0	0	1	1	0	0	0	0	2	12	

Apatridas	0	1	9	0	0	1	2	0	0	0	0	0	0	0	13	0	0	0	0	0	0	0	0	0	0	0	0	0	0	13
No Consta	0	0	1	0	0	0	0	0	0	0	0	0	0	0	1	0	0	0	0	0	0	0	0	0	0	0	0	0	0	1



Población extranjera por Juntas Municipales y Vecinales

ÁFRICA

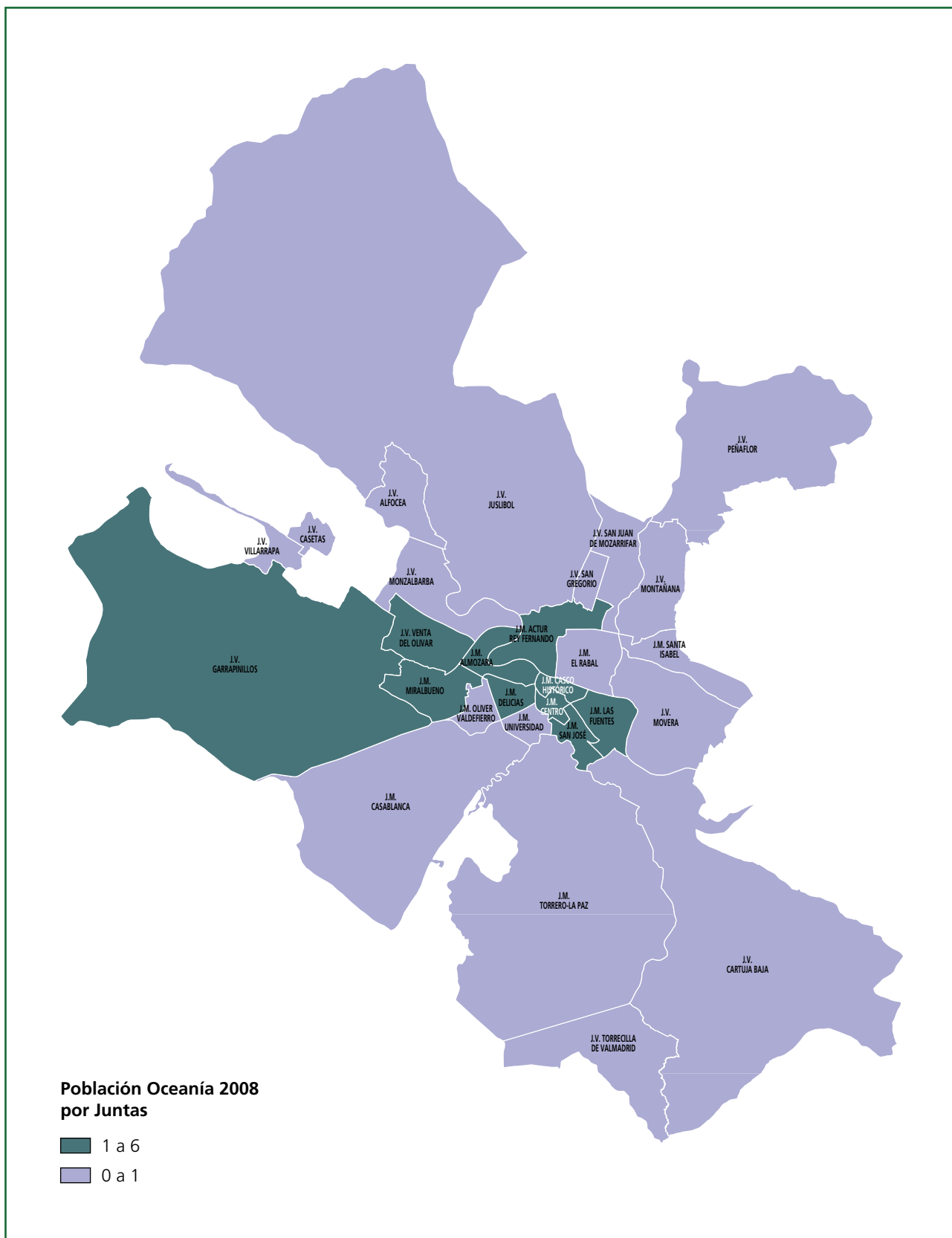
	Casco Histórico	Centro	Delicias	Universidad	Casablanca	San José	Las Fuentes	Almozara	Mirabueno	Oliver-Valdehorno	Torero-La Paz	Actur-Rey Fernando	El Rabal	Santa Isabel	TOTAL J. MUNICIPALES	La Cartuja	Torreclilla de Valmadrid	Juslibol-El Zorongo	San Juan de Mozarrifar	Montañana	San Gregorio	Peñaflor	Movera	Garrapillos	Venta del Olivar	Monzalbarba	Villarapa	Alfocea	Casetas	TOTAL J. VECINALES	TOTAL
Angola	13	1	14	5	0	10	16	3	0	1	9	9	9	0	90	0	0	0	0	0	0	0	0	1	0	0	0	5	6	96	
Argelia	706	55	689	76	36	272	161	59	20	164	238	88	252	11	2.827	1	0	1	0	6	1	1	0	0	0	0	58	83	2.910		
Benin	0	0	2	1	0	0	1	0	0	1	0	0	0	0	5	0	0	0	0	0	0	0	0	0	0	0	0	0	0	5	
Burkina Fasso	1	1	6	0	1	4	11	0	0	3	7	2	4	0	40	0	0	0	0	0	0	0	0	0	0	0	0	0	0	40	
Burundi	0	0	1	0	0	0	0	0	0	0	0	0	0	0	1	0	0	0	0	0	0	0	0	0	0	0	0	0	1		
Cabo Verde	47	6	132	4	4	9	21	9	4	37	9	45	96	1	424	0	0	0	0	0	0	0	0	0	6	1	12	19	443		
Camerun	28	6	64	14	1	23	18	10	0	3	9	31	33	0	240	0	0	0	0	0	0	0	0	0	0	0	0	0	240		
Chad	0	0	0	1	0	0	0	0	0	0	0	0	0	0	1	0	0	0	0	0	0	0	0	0	0	0	0	0	1		
Congo	2	1	11	7	0	6	9	0	0	4	3	0	8	0	51	0	0	0	0	0	0	0	0	0	0	0	0	0	51		
Costa Marfil	1	4	14	0	0	28	9	0	0	1	2	5	1	0	65	0	0	0	0	0	0	0	0	0	0	0	0	0	65		
Egipto	16	11	39	0	0	64	21	5	1	9	29	5	12	2	214	0	0	1	0	3	0	0	0	0	0	0	0	4	218		
Entrea	0	0	1	0	0	0	0	0	0	0	0	0	0	0	1	0	0	0	0	0	0	0	0	0	0	0	0	0	1		
Etiopia	0	2	1	1	0	2	0	0	0	0	0	0	0	0	6	0	0	0	0	0	0	0	0	0	0	0	0	0	6		
Gabon	1	1	2	3	0	0	0	0	0	0	0	0	2	0	9	0	0	0	0	0	0	0	0	0	0	0	0	0	9		
Gambia	61	22	758	17	1	60	242	95	13	80	83	45	110	2	1.589	2	0	0	0	0	0	0	0	0	0	0	4	6	1.595		
Ghana	116	59	605	84	6	198	152	28	8	151	51	23	311	0	1.792	0	0	0	2	0	0	1	0	0	0	0	8	11	1.803		
Guinea	50	27	287	49	5	91	185	58	5	90	50	33	63	1	994	1	0	0	0	0	0	2	0	0	0	0	9	12	1.006		
Guinea Bissau	7	0	50	2	0	11	4	0	0	6	9	0	16	0	105	0	0	0	0	0	0	0	0	0	0	0	0	0	105		
Guinea Ecuatorial	50	22	443	73	2	105	70	28	3	43	38	33	97	0	1.007	0	0	2	0	0	0	0	0	0	0	0	8	10	1.017		
Kenia	10	1	0	1	0	0	0	0	0	0	0	0	2	0	14	0	0	0	0	0	0	0	0	0	0	0	0	0	14		
Liberia	3	0	4	0	0	0	2	2	0	1	0	1	7	0	20	0	0	0	0	0	0	0	0	0	0	0	0	0	20		
Libia	2	1	2	0	0	0	2	0	0	0	0	0	0	0	7	0	0	0	0	0	0	0	0	0	0	0	0	0	7		
Mali	39	13	155	20	7	91	131	6	5	31	51	4	44	0	597	3	0	0	0	0	0	0	0	0	0	0	0	3	600		
Marruecos	1.469	103	1.010	176	86	362	561	360	41	480	412	284	720	70	6.134	22	1	5	1	29	6	2	66	5	7	4	0	119	268	6.402	
Mauretania	8	9	64	21	0	21	31	1	2	7	17	23	36	1	241	1	0	0	0	3	0	0	0	0	0	0	0	4	245		
Mozambique	0	2	0	0	0	1	4	2	0	0	0	0	1	0	10	0	0	0	0	0	0	0	0	0	0	0	0	0	10		
Niger	0	0	1	0	0	2	0	0	0	3	4	1	0	0	11	0	0	0	0	0	0	0	0	0	0	0	0	0	11		
Nigeria	160	22	190	30	1	66	93	24	2	36	60	15	169	0	868	0	0	0	0	0	0	0	1	0	0	0	10	11	879		
R Centroafricana	0	0	0	0	0	0	1	1	0	1	0	1	0	0	4	0	0	0	0	0	0	0	0	0	0	0	0	0	4		
Rep Dem Congo	15	7	29	2	0	12	23	0	0	5	12	0	9	0	114	0	0	0	0	0	0	0	0	0	0	0	1	1	115		
Senegal	577	60	261	148	2	242	338	97	19	160	139	25	397	5	2.470	4	0	0	2	0	0	1	0	7	0	24	38	2.508			
Sierra Leona	5	1	7	1	0	3	3	0	0	2	0	0	5	0	27	0	0	0	0	0	0	0	0	0	0	0	0	0	27		
Sudafrica	0	0	5	0	0	1	0	0	0	0	0	0	0	0	6	0	0	0	0	0	0	0	0	0	0	0	0	0	6		
Sudan	1	0	0	0	1	0	0	0	0	0	0	0	0	0	2	0	0	0	0	0	0	0	6	0	0	0	0	6	8		
Togo	3	3	5	0	1	7	0	0	0	2	0	0	4	0	25	0	0	0	0	0	0	0	0	0	0	0	0	0	25		
Tuniz	7	0	19	11	0	9	3	5	0	5	1	1	8	0	69	0	0	0	1	0	0	1	0	0	0	0	2	4	73		
Zambia	1	0	0	0	0	0	0	0	0	0	0	0	0	0	1	0	0	0	0	0	0	0	0	0	0	0	0	0	1		
Otros Países	0	0	0	0	0	0	0	0	0	0	0	0	0	0	0	0	0	0	0	0	0	0	0	0	0	0	0	0	0		
TOTAL AFRICA	3.399	440	4.871	747	153	1.701	2.111	793	124	1.325	1.234	675	2.415	93	20.081	34	1	9	3	44	7	3	70	13	9	31	0	2	260	486	20.567

OCEANÍA

	Casco Histórico	Centro	Delicias	Universidad	Casablanca	San José	Las Fuentes	Almozara	Mirabueno	Oliver-Valdehorno	Torero-La Paz	Actur-Rey Fernando	El Rabal	Santa Isabel	TOTAL J. MUNICIPALES	La Cartuja	Torreclilla de Valmadrid	Juslibol-El Zorongo	San Juan de Mozarrifar	Montañana	San Gregorio	Peñaflor	Movera	Garrapillos	Venta del Olivar	Monzalbarba	Villarapa	Alfocea	Casetas	TOTAL J. VECINALES	TOTAL
Australia	2	5	0	0	0	2	1	1	0	0	0	1	0	0	12	0	0	0	0	0	0	0	0	0	0	0	0	0	0	12	
Nueva Zelanda	0	0	1	0	0	0	0	0	0	1	0	0	0	0	2	0	0	0	0	0	0	0	0	1	0	0	0	0	2	4	
Otros Países	0	0	0	0	0	0	0	0	0	0	0	0	0	0	0	0	0	0	0	0	0	0	0	0	0	0	0	0	0	0	
TOTAL OCEANIA	2	5	1	0	0	2	1	1	1	0	0	1	0	0	14	0	0	0	0	0	0	0	0	1	1	0	0	0	2	16	

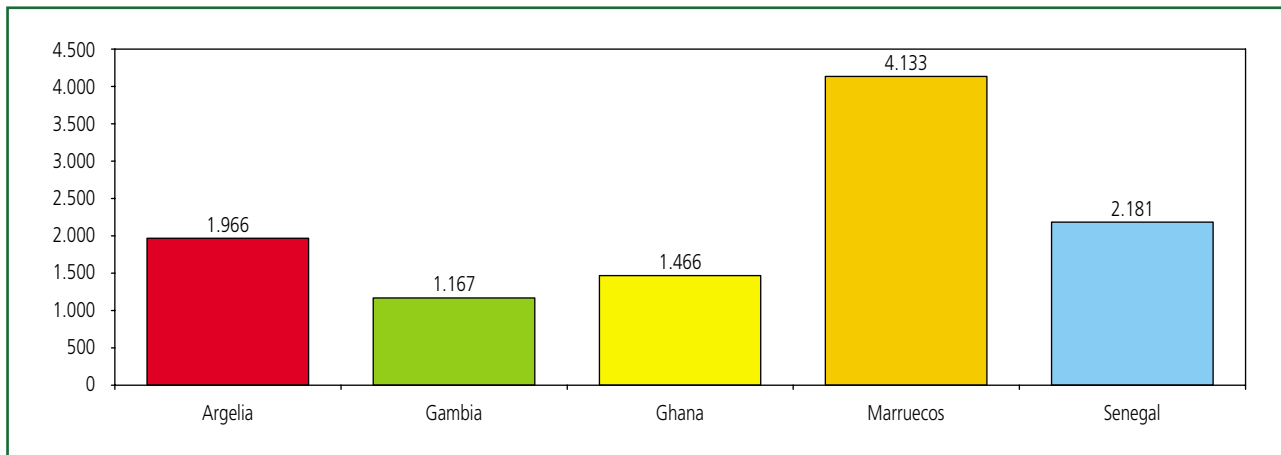
Apatridas	0	1	24	4	0	1	6	0	0	0	2	1	2	0	41	0	0	0	0	1	0	0	0	0	0	0	0	1	2	43
No Consta	0	0	1	0	0	0	0	0	0	0	1	0	0	0	2	0	0	0	0	0	0	0	0	0	0	0	0	1	1	3

Población de Oceanía por Juntas

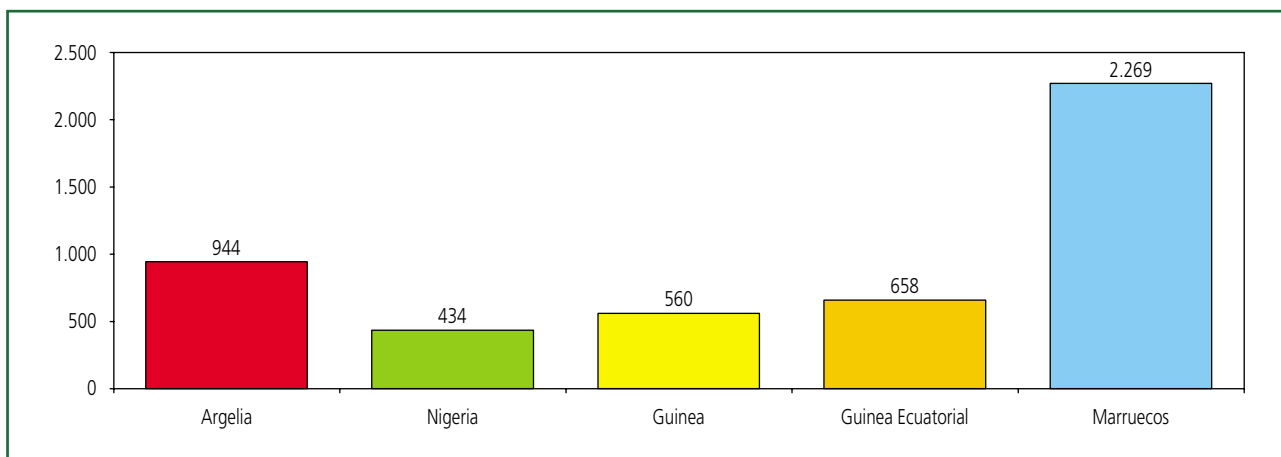




HOMBRES



MUJERES



TOTAL

